



BBCS Release Information

January 2023

Swisscom (Schweiz) AG

Wholesale

swisscom

C1 Public



1. Service Fulfillment
2. Service Assurance
3. Release Dates

contents



WSG GUI Facelift

Change in the presentation

Redesign

Implementation of today's Pearl GUI into Java based GUI came along with an adapted GUI design.

In the meantime, it has become apparent that certain information is either unnecessary or inconveniently placed.

This has prompted us to examine all Angular masks for the above-mentioned points and to suggest improvements.

The improvements will be made step by step over the next few months.

With mr2301, the revised Service Assurance and WSG Information Services view will be launched.





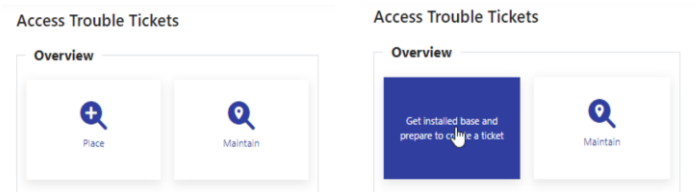
WSG GUI Facelift

Service Assurance view

Redesign

Analogous to Service Fulfillment, the GUI was also adapted for Service Assurance.

Example: Place TT and Maintain TT



The TT is entered in three steps

Step 1: New design, no change in content.

Place Trouble Ticket Step 1/3

ISP

NSN

OTO

OTO ID

Partner Label

Plug Nr.

Activation Code

Submit





WSG GUI Facelift

Service Assurance view

Redesign

Step 2: New design, no change .in content

Place Trouble Ticket Step 2/3

SA SLA (Requested)

Last Successful Login

Problem Date/Time

Problem Description

Attachment

Services

Contract Element	Speed Profile Nr.	BBCS Equipment	TT Error Category
<input checked="" type="radio"/> Best Effort on Fiber	1G down / 1G up	<input type="text"/>	<input type="text"/>

ISP Info

Phone Nr.

Ticket Reference

Previously Entered Information	
ISP	777710 - Testaccount WSG Team
Physical Ownership Inhouse	SWISSCOM
NSN	0107000073
BB Type	BX
Access Id	AC.305.585.471





WSG GUI Facelift

Service Assurance view

Redesign

Step 3: New design and change in the address & selection of the preferred contact.

Address: The address is determined by Swisscom master data. If the address determined does not correspond to the end customer address, this can be overwritten. The new address can be entered by activating the "Wrong Address" checkbox. This will then be checked by Swisscom and adjusted if necessary. During processing by Swisscom, the ticket is set to the status Exception.

Preferred Contact: The selection is made via the radio button, which also determines the corresponding notification type.





WSG GUI Facelift

Service Assurance view

Redesign

Step 3: Example

Place Trouble Ticket Step 3/3

End Customer Details

Name	<input type="text"/>
Phone Nr.	<input type="text"/>
ZIP/City	309700 Liebefeld
Street	Waldeggstr.
House Nr.	60
Building	<input type="text"/>
Wrong Address	<input type="checkbox"/>
Company	<input type="text"/>
Language	de

End Customer Contact Person

First Name	<input type="text"/>	Preferred <input type="radio"/> <input type="radio"/> <input type="radio"/> <input type="radio"/> <input checked="" type="radio"/>
Last Name	<input type="text"/>	
Phone 1	<input type="text"/>	
Phone 2	<input type="text"/>	
Email	<input type="text"/>	
SMS	<input type="text"/>	
None		
Contact Notif. Type	None	
Comment	<input type="text"/>	

Back Submit Appoint. reservation Reset

Previously Entered Information

ISP	777710 - Testaccount WSG Team
Physical Ownership Inhouse	SWISSCOM
NSN	0107000073
BB Type	BX
Access Id	AC.305.585.471
SA SLA (Requested)	Standard
Problem Date/Time	05. Jan. 2023
Problem Description	Beschreibung Problem





WSG GUI Facelift

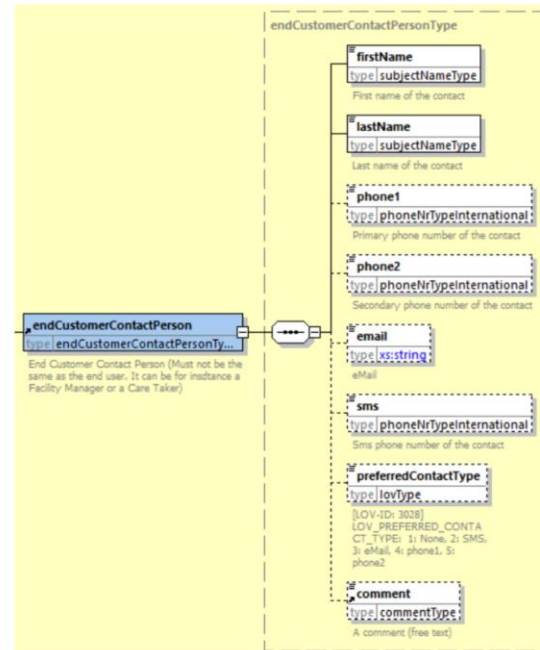
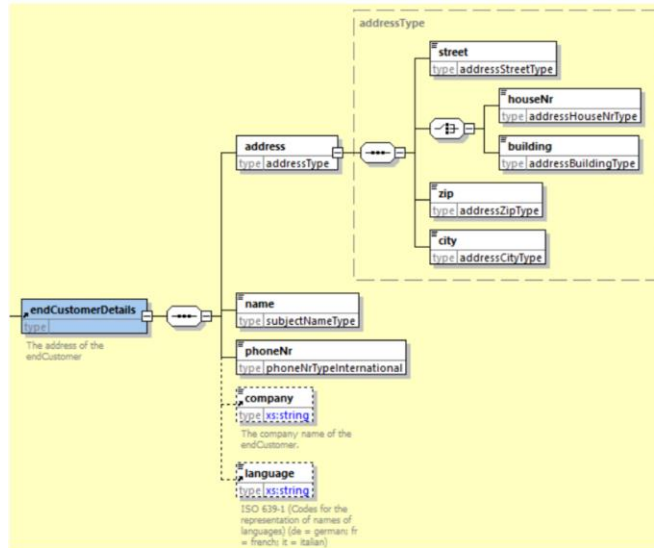
Service Assurance view

Changes in the B2B Schema

Schema: wsgTtOutbound.wsdl V46

Affected operations:

- createTroubleTicket (Request)
- modifyPendingTroubleTicket (Request)
- getDetailTroubleTicket (Response)



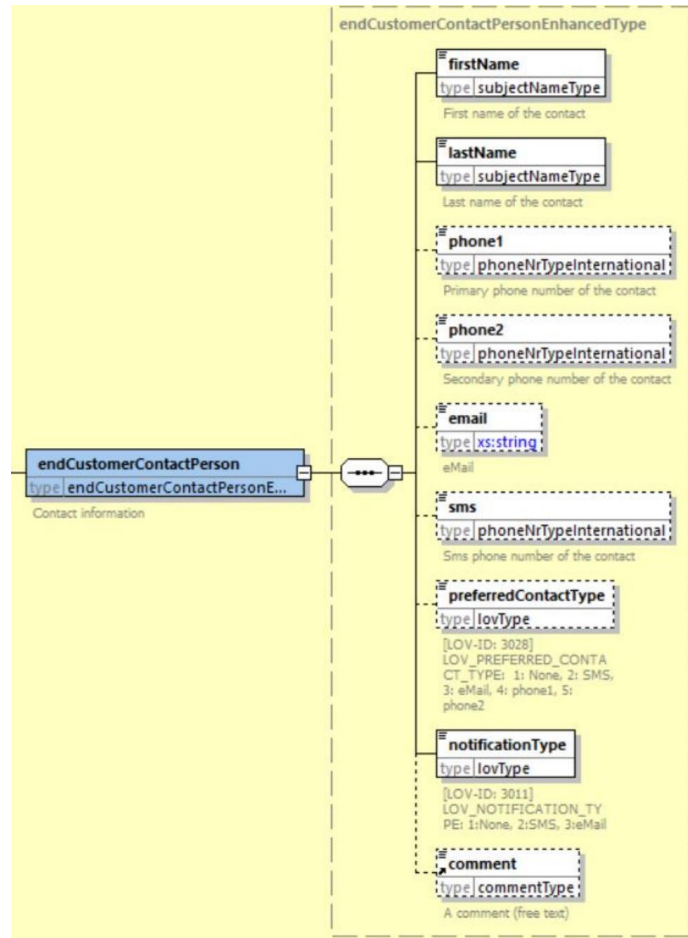


WSG GUI Facelift

Service Assurance view

Changes in the B2B Schema

Schema: wsgTtOutbound.wsdl V46





WSG GUI Facelift

WSG Information Services

Redesign (Beta Version)

"WSG Info Service GUI is migrated from Java Spring to Angular. The beta version will be available to all ISP users with Info Service rights. ISP users are asked to inform Swisscom of any problems or suggestions. ISP service settings should be made in the old GUI until the complete phaseout of the old GUI. (Note on the GUI) With April Release 2023, the existing GUI will no longer be available, and ISPs will have to switch to the new Outbound InfoService. The new schema versions will already be published with this release.





WSG GUI Facelift

WSG Information Services

Redesign (Beta Version)

Tab Reports: New Design. Move Fiber UMSA Reports to Migration & Outage Tab

Reports

Overview

Create List Get

Report successfully created with id (1736427)

Create Report

ISP/COPA Id 777710 - Testaccount WSG Team

Report Type OtoOmdf

Tax Region 64

BB Device Location BOL

Only Active Lines

Submit





WSG GUI Facelift

WSG Information Services

Redesign (Beta Version)

Tab Migration & Outage: New design. Additional search function by NSN or Access ID.

The screenshot shows a web interface for 'Migration & Outage'. On the left is a vertical navigation menu with the following items: Home, Reports, Data Exchange, Migration & Outage (highlighted in blue), Infraction checker, CoPa Zone Contract, FTTx Coverage, Clarification Ticket, Address Validation, and Admin. The main content area is titled 'Migration & Outage' and contains an 'Overview' section with two cards: 'Migration Project' (with a document icon) and 'Mass Outage' (with a magnifying glass icon). Below these cards are two input fields labeled 'NSN' and 'Access Id', and a blue 'Submit' button.





WSG GUI Facelift

WSG Information Services

Changes in the B2B schema

Schema: wsgTtOutbound.wsdl V46

Adaptation: the operation `getNetworkCustomerNotificationReport` is removed.

Remark: The operation "downloadFile" in `WsgInfoSrvOutbound` is available for downloading the Network Customer Notification Report.

WsgTt	
▶	createTroubleTicket
▶	modifyPendingTroubleTicket
▶	addWorkLog
▶	cancelPendingTroubleTicket
▶	doseTroubleTicket
▶	reopenTroubleTicket
▶	getDetailTroubleTicket
▶	getXdslInfo
▶	getDnNsnPlannedOutage
▶	getIspPlannedOutage
▶	getIspPlannedOutageReport
▶	getNetworkCustomerNotificationReport
▶	getValidAccessProfiles
▶	modifyAccessProfile
▶	getAttachmentDetail
▶	getConnectivityCheck
▶	getXdslInfoEvents
▶	isAffectedByRogueAlarms





WSG GUI Facelift

WSG Information Services

Changes in the B2B schema

Schema: wsgInfoSrvOutbound.wsdl V12

Adaptation: The "UMSAFiber" report is downloaded using the operation "downloadFile" instead of "listReport" or "getReport".

WsgInfoSrv	
▶	↔ createReport
▶	↔ listReports
▶	↔ getReport
▶	↔ uploadFile
▶	↔ downloadFile
▶	↔ listFiles
▶	↔ listMigrationProjects
▶	↔ getMigrationProjectDetail
▶	↔ createClarificationTicket
▶	↔ updateClarificationTicket
▶	↔ cancelClarificationTicket
▶	↔ getClarificationTicketOverview
▶	↔ getClarificationTicketDetail
▶	↔ validateAddress

WSG Information Service





Service Fulfillment

Preliminary Info Redesign Splashpage

The splash pages for XGS-PON and Preorder are undergoing a redesign. Marginal adjustments are being made, which primarily affect graphic elements and the font. The provisioning process will not change.

The changeover will take place as of February Release 2023. Below is an example of the change to a landing page.

If required, further screenshots can be requested from bbs.service@swisscom.com

Aktuell:

DE ▾

Anschluss aktivieren

Dieser Anschluss ist noch nicht aktiviert!

Bitte aktivieren Sie Ihren Anschluss wie folgt:

Bitte geben Sie die OTO-ID und die Steckplatz-Nummer (Plug) der Glasfasersteckdose an, an welcher Sie Ihre Internet Box angeschlossen haben.

OTO-ID Plug Nummer

Bitte geben Sie den Aktivierungscode ein. Dieser besteht entweder aus zehn Ziffern (Bsp. 0123456789), oder aus sechs Ziffern (Bsp. 123456).

Aktivierungscode

Falls Sie keinen Aktivierungscode erhalten haben, kontaktieren Sie bitte Ihren Dienstanbieter für die Aktivierung Ihres Anschlusses. Halten Sie dabei die OTO-ID / Steckplatz-Nummer (Plug) bereit.

Ihre Anschluss-Identifikationsnummer: AC9.003.810.502

ab Februar-Release:

Anschluss aktivieren DE ▾

Dieser Anschluss ist noch nicht aktiviert!

Bitte aktivieren Sie Ihren Anschluss wie folgt:

Falls Sie von Ihrem Telekommunikationsanbieter bereits einen Aktivierungscode erhalten haben, geben Sie diesen bitte unten ein, um Ihren Anschluss zu aktivieren. Der Code besteht aus sechs Ziffern, z.B. 123456.

Bitte geben Sie die OTO-ID und die Steckplatz-Nummer (Plug) der Glasfasersteckdose an, an welcher Sie Ihre Internet Box angeschlossen haben.

Activation Code * ✓

OTO-ID * ✓

Plug Nummer * ✓

Falls Sie keinen Aktivierungscode erhalten haben, kontaktieren Sie bitte Ihren Telekommunikationsanbieter für die Aktivierung Ihres Anschlusses. Halten Sie dabei die folgende Anschluss-Identifikationsnummer bereit.

Ihre Anschluss-Identifikationsnummer: AC0.123.456.789





Service Fulfillment

Adaption of Service Qualification GUI

In the BBCS Service Quali, the value "Relocation" will no longer be available for selection in the request under "Business Type", as it is obsolete.

Service Qualification

ISP	<input type="text"/>		
Contr Element	BBCS_Standalone		
Services	<div style="display: flex; align-items: center;"><div style="border: 1px solid #ccc; padding: 5px; width: 100px; height: 100px;"></div><div style="margin: 0 10px;"><input type="button" value="Add"/> <input type="button" value="Add all"/> <input type="button" value="Remove"/> <input type="button" value="Remove all"/></div><div style="border: 1px solid #ccc; padding: 5px; width: 100px; height: 100px;">Best Effort Streaming Real Time</div></div>		
Fulfillment SLA	Basic		
BB Type	ADSL, VDSL	Fulfillment Wish Date	<input type="text"/>
Business Type	<div style="border: 1px solid #ccc; padding: 2px;"><div style="background-color: #e0e0e0; padding: 2px;">New</div><div style="background-color: #0070c0; color: white; padding: 2px;">New</div><div style="padding: 2px;">Product Change</div><div style="padding: 2px;">ISP Change</div><div style="padding: 2px;">PreOrder</div></div>	Has ONP	<input type="checkbox"/>
Appointment Id		Appointment Date/Time	<input type="text"/>
Dn Type		Ext Ref	<input type="text"/>






Upcoming WSG Releases

WSG release- and test system-upgrade dates

Release		Deployment	WSG XML Schema Version Upgrade	Upgrade Testsystem
mr2301	Tuesday to Wednesday	24.-25.01.2023	Optional	11.01.2023
mr2302	Tuesday to Wednesday	21.-22.02.2023	Optional	08.02.2023
mr2303	Tuesday to Wednesday	21.-22.03.2023	Optional	08.03.2023
mr2304	Tuesday to Wednesday	25.-26.04.2023	Mandatory	12.04.2023
mr2305	Tuesday to Wednesday	23.-24.05.2023	Optional	10.04.2023
mr2306	Tuesday to Wednesday	20.-21.06.2023	Optional	07.06.2023
mr2307	Tuesday to Wednesday	18.-19.07.2023	Optional	05.07.2023
mr2308	Tuesday to Wednesday	22.-23.08.2023	Optional	09.08.2023
mr2309	Tuesday to Wednesday	19.-20.09.2023	Optional	06.09.2023
mr2310	Tuesday to Wednesday	17.-18.10.2023	Optional	04.10.2023



Contact information



Swisscom AG (Schweiz)

Wholesale

Alte Tiefenaustrasse 6

CH-3050 Bern

bbcs.service@swisscom.com

www.swisscom.ch/wholesale





BBCS Release Information

February 2023

Swisscom (Schweiz) AG

Wholesale

swisscom

C1 Public



1. Service Fulfillment
2. Release Dates

contents



Service Fulfillment

Info Redesign Splashpage

The splash pages for XGS-PON and Preorder are undergoing a redesign. Marginal adjustments are being made, which primarily affect graphic elements and the font. The provisioning process will not change.

The changeover will take place as of February Release 2023. Below is an example of the change to a landing page.

If required, further screenshots can be requested from bbc.service@swisscom.com

Current:

The current splash page features a yellow warning icon at the top. The main heading is "Anschluss aktivieren" with a sub-heading "Dieser Anschluss ist noch nicht aktiviert!". Below this, there are instructions in German: "Bitte aktivieren Sie Ihren Anschluss wie folgt:" and "Bitte geben Sie die OTO-ID und die Steckplatz-Nummer (Plug) der Glasfasersteckdose an, an welcher Sie Ihre Internet Box angeschlossen haben." This is followed by two input fields: "OTO-ID" and "Plug Nummer". Another instruction asks for the activation code: "Bitte geben Sie den Aktivierungscode ein. Dieser besteht entweder aus zehn Ziffern (Bsp. 0123456789), oder aus sechs Ziffern (Bsp. 123456)." This is followed by an "Aktivierungscode:" input field and a blue "Aktivieren" button. At the bottom, there is a note: "Falls Sie keinen Aktivierungscode erhalten haben, kontaktieren Sie bitte Ihren Dienstanbieter für die Aktivierung Ihres Anschlusses. Halten Sie dabei die OTO-ID / Steckplatz-Nummer (Plug) bereit." and the identification number "Ihre Anschluss-Identifikationsnummer: AC9.003.810.502".

From February-Release on:

The new splash page has a clean, modern look. The heading is "Anschluss aktivieren" with a sub-heading "Dieser Anschluss ist noch nicht aktiviert!". Below this, there are instructions in German: "Bitte aktivieren Sie Ihren Anschluss wie folgt:" and "Bitte geben Sie den Aktivierungscode ein. Dieser besteht entweder aus zehn Ziffern (Bsp. 0123456789), oder aus sechs Ziffern (Bsp. 123456)." This is followed by an "Activation Code *" input field with a green checkmark. Another instruction asks for the OTO-ID and plug number: "Bitte geben Sie die OTO-ID und die Steckplatz-Nummer (Plug) der Glasfasersteckdose an, an welcher Sie Ihre Internet Box angeschlossen haben." This is followed by two input fields: "Oto Id *" and "Plug Number **", both with green checkmarks. Below these is a green "Bestätigen" button. At the bottom, there is a note: "Falls Sie keinen Aktivierungscode erhalten haben, kontaktieren Sie bitte Ihren Dienstanbieter für die Aktivierung Ihres Anschlusses. Halten Sie dabei die OTO-ID / Steckplatz-Nummer (Plug) bereit." and the identification number "Ihre Anschluss-Identifikationsnummer: ACO.123.456.789".






Upcoming WSG Releases

WSG release- and test system-upgrade dates

Release		Deployment	WSG XML Schema Version Upgrade	Upgrade Testsystem
mr2302	Tuesday to Wednesday	21.-22.02.2023	Optional	08.02.2023
mr2303	Tuesday to Wednesday	21.-22.03.2023	Optional	08.03.2023
mr2304	Tuesday to Wednesday	25.-26.04.2023	Mandatory	12.04.2023
mr2305	Tuesday to Wednesday	23.-24.05.2023	Optional	10.04.2023
mr2306	Tuesday to Wednesday	20.-21.06.2023	Optional	07.06.2023
mr2307	Tuesday to Wednesday	18.-19.07.2023	Optional	05.07.2023
mr2308	Tuesday to Wednesday	22.-23.08.2023	Optional	09.08.2023
mr2309	Tuesday to Wednesday	19.-20.09.2023	Optional	06.09.2023
mr2310	Tuesday to Wednesday	17.-18.10.2023	Optional	04.10.2023
mr2311	Tuesday to Wednesday	14.-15.11.2023	Mandatory	01.11.2023



Contact information



Swisscom AG (Schweiz)

Wholesale

Alte Tiefenaustrasse 6

CH-3050 Bern

bbcs.service@swisscom.com

www.swisscom.ch/wholesale





BBCS Release Information

March 2023

Swisscom (Schweiz) AG

Wholesale

swisscom

C1 Public



1. Release Dates

contents




Upcoming WSG Releases

WSG release- and test system-upgrade dates

Release		Deployment	WSG XML Schema Version Upgrade	Upgrade Testsystem
mr2303	Tuesday to Wednesday	21.-22.03.2023	Optional	08.03.2023
mr2304	Tuesday to Wednesday	25.-26.04.2023	Mandatory	12.04.2023
mr2305	Tuesday to Wednesday	23.-24.05.2023	Optional	10.04.2023
mr2306	Tuesday to Wednesday	20.-21.06.2023	Optional	07.06.2023
mr2307	Tuesday to Wednesday	18.-19.07.2023	Optional	05.07.2023
mr2308	Tuesday to Wednesday	22.-23.08.2023	Optional	09.08.2023
mr2309	Tuesday to Wednesday	19.-20.09.2023	Optional	06.09.2023
mr2310	Tuesday to Wednesday	17.-18.10.2023	Optional	04.10.2023
mr2311	Tuesday to Wednesday	14.-15.11.2023	Mandatory	01.11.2023



Contact information



Swisscom AG (Schweiz)

Wholesale

Alte Tiefenaustrasse 6

CH-3050 Bern

bbcs.service@swisscom.com

www.swisscom.ch/wholesale





BBCS Release Information

April 2023

Swisscom (Schweiz) AG

Wholesale

swisscom

C1 Public



1. WSG GUI Facelift
2. Service Assurance
3. Release Dates

contents



WSG GUI Facelift

WSG Information Services

Redesign

"WSG Info Service" GUI is migrated from Java Spring to Angular.
It is available to all ISP users with Info Service rights.

The new schema versions has already been published with January release.

Reports

Overview

The overview section contains three navigation cards: a 'Create' card with a plus icon, a 'List available reports' card with a purple background, and a 'Get' card with a magnifying glass icon.

FTTx Coverage

Important Notice

- The Swisscom data are confidential (legal obligation of confidentiality).
- The Data is protected with a personal password, so that the Swisscom information and data is used only for the purpose agreed in the underlying contract with Swisscom (Switzerland) AG, and may not be made available to the public.
- Please be aware, it is strictly forbidden to start marketing activities before the Communication Date (ComDate) is reached or passed.

ISP/COPA Id

Download	ISP/COPA Id	Information Request Id	Object Type	Object State	Object Step	File Name	Transaction D
Download	777780 - Testaccount e2e Team	8783963	FttxCoverage	COMPLETED	created	999999_35_20230405_FTTX_Ready_for_Order_Information.zip	05. Apr. 2023 C
Download	777780 - Testaccount e2e Team	8783788	FttxCoverage	COMPLETED	created	999999_35_20230405_FTTTS_B_Vec_predictable_rollout_Information.zip	05. Apr. 2023 C
Download	777780 - Testaccount e2e Team	8783614	FttxCoverage	COMPLETED	created	999999_35_20230405_FTTX_Ready_for_Marketing_Information.zip	05. Apr. 2023 C
Download	777780 - Testaccount e2e Team	8783441	FttxCoverage	COMPLETED	created	999999_35_20230405_FTTTS_B_Vec_scheduled_rollout_and_marketing_Information.zip	05. Apr. 2023 C
Download	777780 - Testaccount e2e Team	8783313	FttxCoverage	COMPLETED	created	999999_35_20230405_FTTX_Ready_for_Order_Information.zip	05. Apr. 2023 C





WSG GUI Facelift

WSG Information Services

Redesign

Tab Reports: New Design.

Fiber UMSA Reports is now located on Migration & Outage in the Migration Project tab under Reason ID 72 - Fiber Access Change UMSA.

The individual search via NSN/Access ID is carried out across all projects and is no longer restricted to a single project.

Migration & Outage

Overview

Migration Project

Mass Outage

NSN

Access Id

Transaction/Incident Date/Time

Submit





WSG GUI Facelift

WSG Information Services

Redesign

Service Settings: New options.

With the new design, new notification options are available to select. Please check your current selections and adjust them if necessary.

Object Type	Initiator	Activator	Object State	Object Step	Event	Comment	Notification	Email
CustomerReport	-	-	COMPLETED	processingSuccess	Order Notification	Completed	<input type="checkbox"/>	<input type="checkbox"/>
CustomerReport	-	-	ENTERED	-	Order Notification	Entered	<input type="checkbox"/>	<input type="checkbox"/>
CustomerReport	-	-	COMPLETED	-	Order Notification	Completed	<input type="checkbox"/>	<input type="checkbox"/>
CustomerReport	-	-	ABORTED	-	Order Notification	Aborted	<input type="checkbox"/>	<input type="checkbox"/>
CoPaMonthlyReport	-	-	COMPLETED	processingSuccess	Order Notification	Completed	<input type="checkbox"/>	<input type="checkbox"/>
CoPaMonthlyReport	-	-	EXCEPTION	processingException	Order Notification	Exception	<input type="checkbox"/>	<input type="checkbox"/>

Please note: A separate e-mail address can now be entered for each Information Request Tab. If an e-mail notification is desired, this information is mandatory.





WSG GUI Facelift

WSG Information Services

Changes in the B2B schema

Schema: wsgTtOutbound.wsdl **V46.05**

Adaptation: the operation `getNetworkCustomerNotificationReport` is removed.

Remark: The operation "downloadFile" in `WsgInfoSrvOutbound` is available for downloading the Network Customer Notification Report.

WsgTt	
▶	↔ createTroubleTicket
▶	↔ modifyPendingTroubleTicket
▶	↔ addWorkLog
▶	↔ cancelPendingTroubleTicket
▶	↔ closeTroubleTicket
▶	↔ reopenTroubleTicket
▶	↔ getDetailTroubleTicket
▶	↔ getXdsInfo
▶	↔ getDnNsnPlannedOutage
▶	↔ getIspPlannedOutage
▶	↔ getIspPlannedOutageReport
▶	↔ getNetworkCustomerNotificationReport
▶	↔ getValidAccessProfiles
▶	↔ modifyAccessProfile
▶	↔ getAttachmentDetail
▶	↔ getConnectivityCheck
▶	↔ getXdsInfoEvents
▶	↔ isAffectedByRogueAlarms

WsgInfoSrv	
▶	↔ createReport
▶	↔ listReports
▶	↔ getReport
▶	↔ uploadFile
▶	↔ downloadFile
▶	↔ listFiles
▶	↔ listMigrationProjects
▶	↔ getMigrationProjectDetail
▶	↔ createClarificationTicket
▶	↔ updateClarificationTicket
▶	↔ cancelClarificationTicket
▶	↔ getClarificationTicketOverview
▶	↔ getClarificationTicketDetail
▶	↔ validateAddress

WSG Information Service





WSG GUI Facelift

WSG Information Services

Changes in the B2B schema

Schema: wsgInfoSrvOutbound.wsdl **V12**

Adaptation: The "UMSAFiber" report is downloaded using the operation "downloadFile" instead of "listReport" or "getReport".

WsgInfoSrv	
▶	↕ createReport
▶	↕ listReports
▶	↕ getReport
▶	↕ uploadFile
▶	↕ downloadFile
▶	↕ listFiles
▶	↕ listMigrationProjects
▶	↕ getMigrationProjectDetail
▶	↕ createClarificationTicket
▶	↕ updateClarificationTicket
▶	↕ cancelClarificationTicket
▶	↕ getClarificationTicketOverview
▶	↕ getClarificationTicketDetail
▶	↕ validateAddress

WSG Information Service





WSG Information Services

One Line Address Search

Remodeling of the address search. The existing "Address Validation" with three mandatory fields has been reduced to one mandatory field.

In addition, it is possible to trigger a search via EGAID.

GUI

The screenshot displays the 'Information Services' web application interface. A dark blue header contains the title and navigation links: 'Services', 'Help / Contact', 'Logout', and 'Account SSU HPE Test'. A left sidebar lists various services, with 'Address Validation' highlighted in blue. The main content area is titled 'Address Validation' and features three search options: 'Search' (highlighted in yellow), 'EGA Id' (highlighted in yellow), and 'Location' (white). The 'Search' option includes a search icon and a text input field labeled 'Address'. The 'EGA Id' option includes a pushpin icon and a text input field labeled 'Ega Id'. The 'Location' option includes a location pin icon and a text input field labeled 'Location Id'. Below these options is a detailed 'Address' form with a location pin icon and four input fields: 'ZIP/City', 'Street', 'House Nr.', and 'Building'. At the bottom of the form are 'Submit' and 'Reset' buttons.





WSG Information Services

One Line Address Search

Redesign

B2B

A new B2B REST interface for address search and validation is implemented.

B2B:

- Schema: ngwsg-location-api.json V1 (REST)
- Paths:
 - /rest/v1/validate-address
 - /rest/v1/search-address-by-coordinates
 - /rest/v1/one-line-address-search
 - /rest/v1/list-zip-cities
 - /rest/v1/list-streets
 - /rest/v1/list-house-numbers
 - /rest/v1/list-building-names
 - /rest/v1/get-address-details-by-location-id
 - /rest/v1/get-address-details-by-ega-id





Service Assurance

Adaptation of the TT GUI

In the TT View (GUI & B2B), the "Progress Code - Comment" was detached from the Response Comment and transferred to a separate field

On B2B, the existing **V46** was therefore adapted to **V46.05**
Please use the newest version

GUI:

History

Modified	User Name	TT State	TT State Reason	Progress Code - Comment	Response Code - Comment	Time Slot	Earliest Appointment	SN
24. Aug. 2022 05:23:20	Incident Listener	CLOSED	-	message 6	251	26. Aug. 2022 07:00-11:30	-	6
24. Aug. 2022 05:23:15	Incident Listener	RESOLVED	Keine weiteren Aktion erford.	64 - message 5	251 - 251 - BBKS-Access Swisscom O.K.	26. Aug. 2022 07:00-11:30	-	5
24. Aug. 2022 05:23:10	Incident Listener	PENDING	Client-Aktion erforderlich	58 - message 4	-	26. Aug. 2022 07:00-11:30	-	4
24. Aug. 2022 05:23:04	Incident Listener	INWORK	-	60 - message 3	-	26. Aug. 2022 07:00-11:30	-	3
24. Aug. 2022 05:22:48	Incident Listener	INWORK	-	message 2	-	26. Aug. 2022 07:00-11:30	-	2
24. Aug. 2022 05:22:44	Incident Listener	INWORK	-	message 1	-	26. Aug. 2022 07:00-11:30	-	1

B2B:

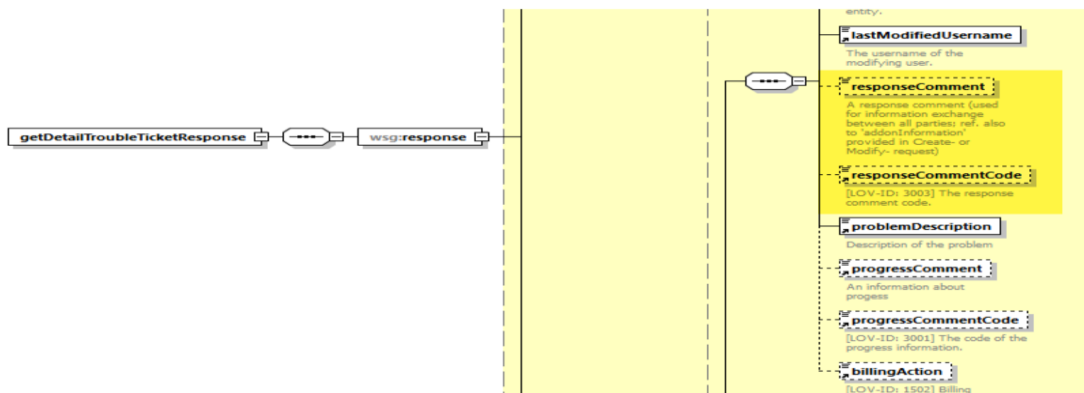
B2B:

Schema: wsgTtOutbound.wsdl **V46.05**

Operation: getDetailTroubleTicket (Response)

Type: atType

Anpassungen: Elemente "progressComment" und "progressCommentCode" zugefügt






Upcoming WSG Releases

WSG release- and test system-upgrade dates

Release		Deployment	WSG XML Schema Version Upgrade	Upgrade Testsystem
mr2304	Tuesday to Wednesday	25.-26.04.2023	Mandatory	12.04.2023
mr2305	Tuesday to Wednesday	23.-24.05.2023	Optional	10.04.2023
mr2306	Tuesday to Wednesday	20.-21.06.2023	Optional	07.06.2023
mr2307	Tuesday to Wednesday	18.-19.07.2023	Optional	05.07.2023
mr2308	Tuesday to Wednesday	22.-23.08.2023	Optional	09.08.2023
mr2309	Tuesday to Wednesday	19.-20.09.2023	Optional	06.09.2023
mr2310	Tuesday to Wednesday	17.-18.10.2023	Optional	04.10.2023
mr2311	Tuesday to Wednesday	14.-15.11.2023	Mandatory	01.11.2023
mr2401	Tuesday to Wednesday	23.-24.01.2024	Optional	10.01.2024



Contact information



Swisscom AG (Schweiz)

Wholesale

Alte Tiefenaustrasse 6

CH-3050 Bern

bbcs.service@swisscom.com

www.swisscom.ch/wholesale





BBCS Release Information

May 2023

Swisscom (Schweiz) AG

Wholesale

swisscom

C1 Public



1. Service Assurance
2. Release Dates

contents



Service Assurance Extension of Notification

The assurance notifications were extended with the "workLogNotes" and the information "hasAttachment" (Y/N)

E-Mail Notification:

Notification

Response Comment	=	
SA SLA	=	
SA SLA (Requested)	=	
Last modified by	=	Incident Listener
Ext Ref Swisscom	=	INC1684153639154
ISP	=	777710 Testaccount WSG Team
Problem Description	=	Problem Description
Ticket Opening Date	=	
Contact Name	=	Mustermann
Contact phone	=	0798008080
Worklog Summary	=	Some Summary from oneTSM
Street	=	Waldeggstr.
House nr	=	60
Has Attachement	=	Y
Worklog Notes	=	Some Notes from oneTSM

B2B Notification

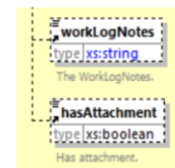
B2B:

Schema: wsgNotificationOutbound.wsdl V25

Operation: getNotification (Response)

Types: bbcsAccessTt, faTt, aloTt, clarificationTicket

Anpassungen: Elemente „workLogNotes" und „hasAttachment" zugefügt






Upcoming WSG Releases

WSG release- and test system-upgrade dates

Release		Deployment	WSG XML Schema Version Upgrade	Upgrade Testsystem
mr2305	Tuesday to Wednesday	23.-24.05.2023	Optional	10.04.2023
mr2306	Tuesday to Wednesday	20.-21.06.2023	Optional	07.06.2023
mr2307	Tuesday to Wednesday	18.-19.07.2023	Optional	05.07.2023
mr2308	Tuesday to Wednesday	22.-23.08.2023	Optional	09.08.2023
mr2309	Tuesday to Wednesday	19.-20.09.2023	Optional	06.09.2023
mr2310	Tuesday to Wednesday	17.-18.10.2023	Optional	04.10.2023
mr2311	Tuesday to Wednesday	14.-15.11.2023	Mandatory	01.11.2023
mr2401	Tuesday to Wednesday	23.-24.01.2024	Optional	10.01.2024



Contact information



Swisscom AG (Schweiz)

Wholesale

Alte Tiefenaustrasse 6

CH-3050 Bern

bbcs.service@swisscom.com

www.swisscom.ch/wholesale





BBCS Release Information

June 2023

Swisscom (Schweiz) AG

Wholesale

swisscom

C1 Public



1. Service Fulfillment
2. Release Dates

contents



Service Fulfillment

Optimization of Qualification

If an in-house installation is necessary, WSG will not show the cross connection fulfilment timeslots in the qualification result.

Instead, the follow "Result State Detail" text will be displayed:
„Info: Inhouse is necessary. SZF will be automatically set. “

XGS-PON,
BBCS_F (Fiber)

— XGS-PON ok - 65XAF - DEVLOC

Location Id 999966
DN Office 65XAF
BB Device Location DEVLOC

Qualif Result Detail
Result Code: Q54
Result Comment: Info: Inhouse is necessary. SZF will be automatically set.

List of Sockets

Address	Site Development 61%	BEP
Flat Id	8.08 = 8th Floor / 8th Flat	
Flat Memo	Some Memo	
Socket Id	A.245.424.552	
Cooperation Id	P_A.245.424.552	
Build Responsible Inhouse	-	
Build Executor Inhouse	-	
Usage Type	Special Usage	

Plug Nr 2





Service Fulfillment

Optimization of Qualification

If, at the time of qualification, the connection is still occupied by a predecessor and no disconnect date is known, WSG will not display fulfillment timeslots for orders with cross connection (jumper action = Y).

As long the disconnect date of the predecessor is still unknown, no "Estimated Due Date/Time" will be displayed on a possibly created order.

As soon as the disconnect date is known, WSG will determine the cross connection time slots and indicate it on the order together with a comment.

If the disconnect date changes, WSG will update the cross connection time and indicate this on the order with a comment.

Qualification:

Location Id	999966
DN Office	63VAF
BB Device Location	DEVLOC
Qualif Result Detail	<p>Result Code: 053</p> <p>Result Comment:</p> <p>Info: The deactivation of the previous service is missing. The Fulfillment Timeslot will be detected as soon as the deactivation date is known.</p>
List of Sockets	Address Site Development 61% BEP
Fiat Id	9.09 - 9th Floor / 9th Fiat
Fiat Memo	Using data from BBCS-F Order 77771020210521000150000000

Order comments:

New response on order
CWD is earlier than fulfillment time slot. CWD has been changed to XY.{}
Disconnect date of the old service is known, new fulfillment time slot corresponds to original CWD
Disconnect date of the old service is known but CWD is earlier than fulfillment time slot. CWD has been changed to XY
CWD is earlier than fulfillment time slot. CWD has been changed to XY
Disconnect date of the old service is known, new fulfillment time slot corresponds to original CWD
Disconnect date of the old service is known but original CWD is earlier than fulfillment time slot. CWD has been changed to XY






Upcoming WSG Releases

WSG release- and test system-upgrade dates

Release		Deployment	WSG XML Schema Version Upgrade	Upgrade Testsystem
mr2306	Tuesday to Wednesday	20.-21.06.2023	Optional	07.06.2023
mr2307	Tuesday to Wednesday	18.-19.07.2023	Optional	05.07.2023
mr2308	Tuesday to Wednesday	22.-23.08.2023	Optional	09.08.2023
mr2309	Tuesday to Wednesday	19.-20.09.2023	Optional	06.09.2023
mr2310	Tuesday to Wednesday	17.-18.10.2023	Optional	04.10.2023
mr2311	Tuesday to Wednesday	14.-15.11.2023	Mandatory	01.11.2023
mr2401	Tuesday to Wednesday	23.-24.01.2024	Optional	10.01.2024



Contact information



Swisscom AG (Schweiz)

Wholesale

Alte Tiefenaustrasse 6

CH-3050 Bern

bbcs.service@swisscom.com

www.swisscom.ch/wholesale





Urgent Update

BBCS Release Information

June 2023

Swisscom (Schweiz) AG

Wholesale



1. Service Fulfillment
2. Release Dates

contents



Service Fulfillment

Optimization of Qualification

If an in-house installation is necessary, WSG will not show the cross connection fulfilment timeslots in the qualification result.

Instead, the follow "Result State Detail" text will be displayed:
„Info: Inhouse is necessary. SZF will be automatically set. “

XGS-PON, BBSC_F (Fiber)

XGS-PON ok - 65XAF - DEVLOC

Location Id	999966
DN Office	65XAF
BB Device Location	DEVLOC
Qualif Result Detail	Result Code: Q54 Result Comment: Info: Inhouse is necessary. SZF will be automatically set.

List of Sockets

Address	Site Development 61%	BEP
Flat Id	8.08 - 8th Floor / 8th Flat	
Flat Memo	Some Memo	
Socket Id	A.245.424.552	
Cooperation Id	P_A.245.424.552	
Build Responsible Inhouse	-	
Build Executor Inhouse	-	
Usage Type	Special Usage	

Plug Nr 2

Urgent Note:

Due to possible implementation difficulties on the part of ISP, we are postponing the introduction of this function until July 2023.

Important:

Please ensure that your B2B interface can adapt the new behaviour in the ordering process.





Service Fulfillment

Optimization of Qualification

If, at the time of qualification, the connection is still occupied by a predecessor and no disconnect date is known, WSG will not display fulfillment timeslots for orders with cross connection (jumper action = Y).

As long the disconnect date of the predecessor is still unknown, no "Estimated Due Date/Time" will be displayed on a possibly created order.

As soon as the disconnect date is known, WSG will determine the cross connection time slots and indicate it on the order together with a comment.

If the disconnect date changes, WSG will update the cross connection time and indicate this on the order with a comment.

Qualification:

Location Id	999966
DN Office	65XAF
BB Device Location	DEVLOC
Qualif Result Detail	Result Code: Q53 Result Comment: Info: The deactivation of the previous service is missing. The Fulfillment Timeslot will be detected as soon as the deactivation date is known.
List of Sockets	Address Site Development 61% SEP
Flat Id	909 - 9th Floor / 9th Flat
Flat Memo	Using data from BBCS-F Order 777712021052100015000000

Order comments:

New response on order
CWD is earlier than fulfillment time slot. CWD has been changed to XY.()
Disconnect date of the old service is known, new fulfillment time slot corresponds to original CWD
Disconnect date of the old service is known but CWD is earlier than fulfillment time slot. CWD has been changed to XY
CWD is earlier than fulfillment time slot. CWD has been changed to XY
Disconnect date of the old service is known, new fulfillment time slot corresponds to original CWD
Disconnect date of the old service is known but original CWD is earlier than fulfillment time slot. CWD has been changed to XY

Urgent Note:

Due to possible implementation difficulties on the part of ISP, we are postponing the introduction of this function until July 2023.

Important:

Please ensure that your B2B interface can adapt the new behaviour in the ordering process.






Upcoming WSG Releases

WSG release- and test system-upgrade dates

Release		Deployment	WSG XML Schema Version Upgrade	Upgrade Testsystem
mr2306	Tuesday to Wednesday	20.-21.06.2023	Optional	07.06.2023
mr2307	Tuesday to Wednesday	18.-19.07.2023	Optional	05.07.2023
mr2308	Tuesday to Wednesday	22.-23.08.2023	Optional	09.08.2023
mr2309	Tuesday to Wednesday	19.-20.09.2023	Optional	06.09.2023
mr2310	Tuesday to Wednesday	17.-18.10.2023	Optional	04.10.2023
mr2311	Tuesday to Wednesday	14.-15.11.2023	Mandatory	01.11.2023
mr2401	Tuesday to Wednesday	23.-24.01.2024	Optional	10.01.2024



Contact information



Swisscom AG (Schweiz)

Wholesale

Alte Tiefenaustrasse 6

CH-3050 Bern

bbcs.service@swisscom.com

www.swisscom.ch/wholesale





BBCS Release Information

July 2023

Swisscom (Schweiz) AG

Wholesale

swisscom

C1 Public



1. Service Fulfillment
2. Release Dates

contents



Service Fulfillment

Optimization of Fiber Qualification (BX and XGS)

In Business Type "New" and if an in-house installation is necessary, WSG will not show the cross connection fulfillment timeslots in the qualification result.

Instead, the follow "Result State Detail" text will be displayed:
„Info: Inhouse is necessary. SZF will be automatically set. “

XGS-PON	
Location Id	999966
DN Office	65XAF
BB Device Location	DEVLOC
Qualif Result Detail	Result Code: Q54 Result Comment: Info: Inhouse is necessary. SZF will be automatically set.
List of Sockets	
Address	Site Development 61% BEP
Fiat Id	8.08 = 8th Floor / 8th Flat
Fiat Memo	Some Memo
Socket Id	A.345.424.552
Cooperation Id	P_A.245.424.552
Build Responsible Inhouse	-
Build Executor Inhouse	-
Usage Type	Special Usage
Plug Nr 2	

Please Note:

Depending on the programming (use of the SZF) at the ISP, the change may have influence on the B2B interface.

In exceptional cases, the existing order type can be retained until November Release.

The prerequisite for this is a corresponding application to BBCS.Service@swisscom.com to prolong the existing functionality.





Service Fulfillment

Optimization of Fiber Qualification (BX and XGS)

If, at the time of qualification, the connection is still occupied by a predecessor and no disconnect date is known, WSG will not display fulfillment timeslots for orders with cross connection (jumper action = Y).

As long the disconnect date of the predecessor is still unknown, no "Estimated Due Date/Time" will be displayed on a possibly created order.

As soon as the disconnect date is known, WSG will determine the cross connection time slots and indicate it on the order together with a comment.

If the disconnect date changes, WSG will update the cross connection time slot and indicate this on the order with a comment.

Qualification:

Location Id	999966
DN Office	65XAF
BB Device Location	DEVLOC
Qualif Result Detail	<p>Result Code: Q56</p> <p>Result Comment:</p> <p>Info: The deactivation of the previous service is missing. The EDD will be shown as soon as the deactivation date is known.</p>

Order comments:

New response on order
CWD is earlier than fulfillment time slot. CWD has been changed to XY.()
Disconnect date of the old service is known, new fulfillment time slot corresponds to original CWD
Disconnect date of the old service is known but CWD is earlier than fulfillment time slot. CWD has been changed to XY

Please Note:

Depending on the programming (use of the SZF) at the ISP, the change may have influence on the B2B interface.

In exceptional cases, the existing order type can be retained until November Release.

The prerequisite for this is a corresponding application to BBCS.Service@swisscom.com to prolong the existing functionality.





WSG Fulfillment

One Line Address Search

Remodeling of the address search. The existing "Qualification by Address " with three mandatory fields will be reduced to one mandatory field.

GUI

Current view:

Qualification By

Number	Address	Starting Point	LLID	Socket	Access Id	Location Id	EGAID
ZIP/City							
Street							
House Nr							
Building							
Last Name							
First Name							

New view:

Qualification By

Number	Address	Starting Point	LLID	Socket	Access Id	Location Id	EGAID
Address							
Last Name							
First Name							

[Back](#) [Submit](#) [Reset](#)






Upcoming WSG Releases

WSG release- and test system-upgrade dates

Release		Deployment	WSG XML Schema Version Upgrade	Upgrade Testsystem
mr2307	Tuesday to Wednesday	18.-19.07.2023	Optional	05.07.2023
mr2308	Tuesday to Wednesday	22.-23.08.2023	Optional	09.08.2023
mr2309	Tuesday to Wednesday	19.-20.09.2023	Optional	06.09.2023
mr2310	Tuesday to Wednesday	17.-18.10.2023	Optional	04.10.2023
mr2311	Tuesday to Wednesday	14.-15.11.2023	Mandatory	01.11.2023
mr2401	Tuesday to Wednesday	23.-24.01.2024	Optional	10.01.2024



Contact information



Swisscom AG (Schweiz)

Wholesale

Alte Tiefenaustrasse 6

CH-3050 Bern

bbcs.service@swisscom.com

www.swisscom.ch/wholesale





BBCS Release Information

August 2023

Swisscom (Schweiz) AG

Wholesale

swisscom

C1 Public



1. Service Fulfillment
2. Release Dates

contents



Service Fulfillment

Ready for Activation Date in WSG Maintain Query

In the BBCS Access GUI in "Maintain Order" tab "Page 2" you can additionally search for "Ready for Activation Date/Time" (from/to)".

This indicates from which point in time the XGS-PON connection was ready for the commissioning of the router.

BBCS Access Services Help / Contact Logout Account ISP User HPE Test

Place Order

Maintain Order

Transaction Overview

Documents

Home Page

Read Orders

Back Submit Reset Advanced Advanced History

Page 1 **Page 2**

Search Category

Estimated Due Date/Time

Dn Office

BB Device Location

Op Status

External Reference

Internal Reference

Ready for Activation Date/Time





Service Fulfillment

Ready for Activation Date in WSG Maintain Query

In the "Orders Summary" the "Ready for Activation Date/Time" is listed as shown below.

With mouseover, the complete designation is displayed on the RFA label.

BBCS Access Services Help / Contact Logout Account ISP User HPE Test

Place Order

Maintain Order

Transaction Overview

Documents

Home Page

Orders Summary

Number of entries = 1

Back Download

	Order Nr	Order Type	Business Type	Internal Reference	Order State	DN / NSN	RFA	CWD	EDD S
detail	7777102023080800001000000	BBCS_CREATE	New	ISP-driven ORDER	HOLDING	0107000252	08. Aug. Ready For Activation Date/Time		17. Aug. 2

In the csv-"Download File" the "Ready for Activation Date/Time" is also listed.

	A	B	C	D	E	F	G	H	I	
1	Order Nr	Order Type	Business Type	Int Ref	Order State	Dn Vn Nsn	Ready For Activation Date Time	Customer Wish Date	Estimated Due Date Range From	Estimated
2	7.7771E+25	1	12	1	2	107000252	2023-08-08T08:24:30.000Z	2023-08-16T22:00:00.000Z	2023-08-16T22:00:00.000Z	2023-08-1






Upcoming WSG Releases

WSG release- and test system-upgrade dates

Release		Deployment	WSG XML Schema Version Upgrade	Upgrade Testsystem
mr2308	Tuesday to Wednesday	22.-23.08.2023	Optional	09.08.2023
mr2309	Tuesday to Wednesday	19.-20.09.2023	Optional	06.09.2023
mr2310	Tuesday to Wednesday	17.-18.10.2023	Optional	04.10.2023
mr2311	Tuesday to Wednesday	14.-15.11.2023	Mandatory	01.11.2023
mr2401	Tuesday to Wednesday	23.-24.01.2024	Optional	10.01.2024
mr2402	Tuesday to Wednesday	20.-21.02.2024	Optional	07.02.2024
mr2403	Tuesday to Wednesday	19.-20.03.2023	Optional	06.03.2024
mr2404	Tuesday to Wednesday	23.-24.04.2024	Mandatory	10.04.2024
mr2405	Tuesday to Wednesday	28.-29.05.2024	Optional	15.05.2024
mr2406	Tuesday to Wednesday	25.-26.06.2024	Optional	12.06.2024



Contact information



Swisscom AG (Schweiz)

Wholesale

Alte Tiefenaustrasse 6

CH-3050 Bern

bbcs.service@swisscom.com

www.swisscom.ch/wholesale





BBCS Release Information

September 2023

Swisscom (Schweiz) AG

Wholesale

swisscom

C1 Public



1. WSG Facelift
2. Service Fulfillment
3. Release Dates

contents



WSG GUI Facelift

Administration and Documentation

Renamings and replacement

"WSG Admin Service" is renamed to "WSG Admin" and relocated from Services to Administration.



Administration Services Migration Project Documentation

WSG Admin

"Wholesale Website Access" is relocated from Administration to Documentation.



Administration Services Migration Project Documentation

Documentation Wholesale Portal

Release Documents ALO (05)

Release Documents CoPa (05)

Wholesale Website Access

Tutorials Wholesale Portal

Release Documents BBCS (05)

Release Documents TAL (ULL) (05)





WSG GUI Facelift

BBCS IP Pool Mgmt

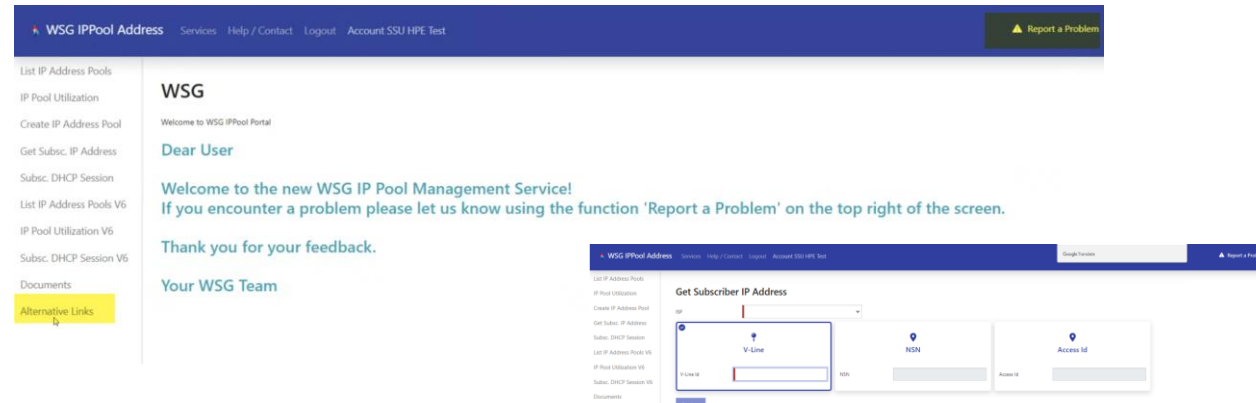
Redesign

"BBCS IP Pool Mgmt" GUI is migrated from Java Spring to Angular in a Beta Version.

It is available to all ISP users with BBCS IP Pool Mgmt rights.



Please address detected errors via "Report a Problem".
As a fallback, the old GUI is available via the alternative link until further notice.





Service Fulfillment

Extension of BBCS-F orders with FIO information

FIO information (fioAppointmentDate, fioProcessingStepCode) is now also provided in the notifications for BBCS-F orders.

B2B Schema „wsgNotificationOutbound.wsdl“:

B2B:

Schema: wsgNotificationOutbound.wsdl V26

Operation: getNotification (Response)

Type: bbcOrder

Anpassungen:

– Elemente „fioAppointmentDate“ und „fioProcessingStepCode“ zugefügt

fioAppointmentDate
:type xs:date
Date of the fiber inhouse installation appointment

fioProcessingStepCode
:type lovType
Fiber cross inhouse installation processing step [LOV-ID: 5012]
LOV_FIBER_WFM_FIO_STATE
(10 = New; 20 = Waiting; 30 = CustomerPending; 40 = ReadyToClean; 50 = Clean; 60 = Ready; 70 = Forwarded; 80 = Assigned; 100 = Suspended; 110 = Acknowledged; 120 = Rejected; 130 = Accepted; 140 = TripStarted; 150 = InWork; 160 = OnHold; 180 = Completed; 190 = Canceled; 200 = Closed; 210 = Aborted; 230 = Pull)





Upcoming WSG Releases

WSG release- and test system-upgrade dates

Release		Deployment	WSG XML Schema Version Upgrade	Upgrade Testsystem
mr2309	Tuesday to Wednesday	19.-20.09.2023	Optional	06.09.2023
mr2310	Tuesday to Wednesday	17.-18.10.2023	Optional	04.10.2023
mr2311	Tuesday to Wednesday	14.-15.11.2023	Mandatory	01.11.2023
mr2401	Tuesday to Wednesday	23.-24.01.2024	Optional	10.01.2024
mr2402	Tuesday to Wednesday	20.-21.02.2024	Optional	07.02.2024
mr2403	Tuesday to Wednesday	19.-20.03.2023	Optional	06.03.2024
mr2404	Tuesday to Wednesday	23.-24.04.2024	Mandatory	10.04.2024
mr2405	Tuesday to Wednesday	28.-29.05.2024	Optional	15.05.2024
mr2406	Tuesday to Wednesday	25.-26.06.2024	Optional	12.06.2024



BBCS Release Information

October 2023

Swisscom (Schweiz) AG

Wholesale

swisscom

C1 Public



1. Service Fulfillment
2. Release Dates

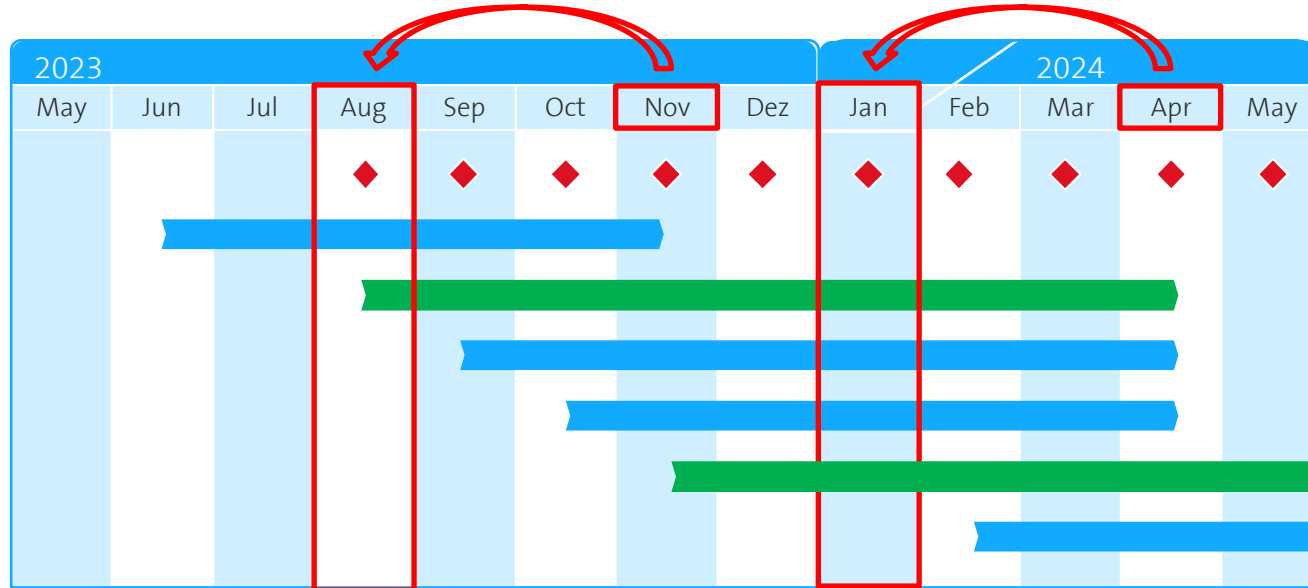
contents



WSG Interface Update

Reminder Validity of the WSG XML Schema

The WSG XML scheme version must be updated in November and April to a version published in the last three months before.





WSG

Pre-Information Change of Interface

As part of the modernisation of WSG B2B, we are changing the B2B protocol from SOAP to a modern B2B REST architecture in the medium term.

In preparation for this step, we will start to publish the existing B2B REST documentation in the coming releases.

We will communicate about the definitive replacement at an early stage.

Documents

ISP


B2B_General_Functions_V28.pdf

Download

Internal

B2B_General_Functions_V28.pdf
B2B_General_Functions_V30.pdf
B2B_xDSL-Info_Function_V21.pdf
ISP_BBCS_Assurance_User_Manual_V68.pdf
ISP_BBCS_Assurance_User_Manual_V69.pdf
WSG_LOV_V56.pdf
WSG_LOV_V57.pdf
WSG_Messages_V127.pdf
WSG_Messages_V128.pdf
ngwsg-asr-b2b-v1.zip
wsgTt_v46.0.5.zip
wsgTt_v46.0.6.zip

Download






Upcoming WSG Releases

WSG release- and test system-upgrade dates

Release		Deployment	WSG XML Schema Version Upgrade	Upgrade Testsystem
mr2310	Tuesday to Wednesday	17.-18.10.2023	Optional	04.10.2023
mr2311	Tuesday to Wednesday	14.-15.11.2023	Mandatory	01.11.2023
mr2401	Tuesday to Wednesday	23.-24.01.2024	Optional	10.01.2024
mr2402	Tuesday to Wednesday	20.-21.02.2024	Optional	07.02.2024
mr2403	Tuesday to Wednesday	19.-20.03.2023	Optional	06.03.2024
mr2404	Tuesday to Wednesday	23.-24.04.2024	Mandatory	10.04.2024
mr2405	Tuesday to Wednesday	28.-29.05.2024	Optional	15.05.2024
mr2406	Tuesday to Wednesday	25.-26.06.2024	Optional	12.06.2024
mr2407	Tuesday to Wednesday	23.-24.07.2024	Optional	10.07.2024
mr2408	Tuesday to Wednesday	20.-21.08.2024	Optional	07.08.2024



Contact information



Swisscom AG (Schweiz)

Wholesale

Alte Tiefenaustrasse 6

CH-3050 Bern

bbcs.service@swisscom.com

www.swisscom.ch/wholesale





BBCS Release Information

November 2023

Swisscom (Schweiz) AG

Wholesale

swisscom

C1 Public



1. WSG Interface Update
2. Service Fulfillment
3. Release Dates


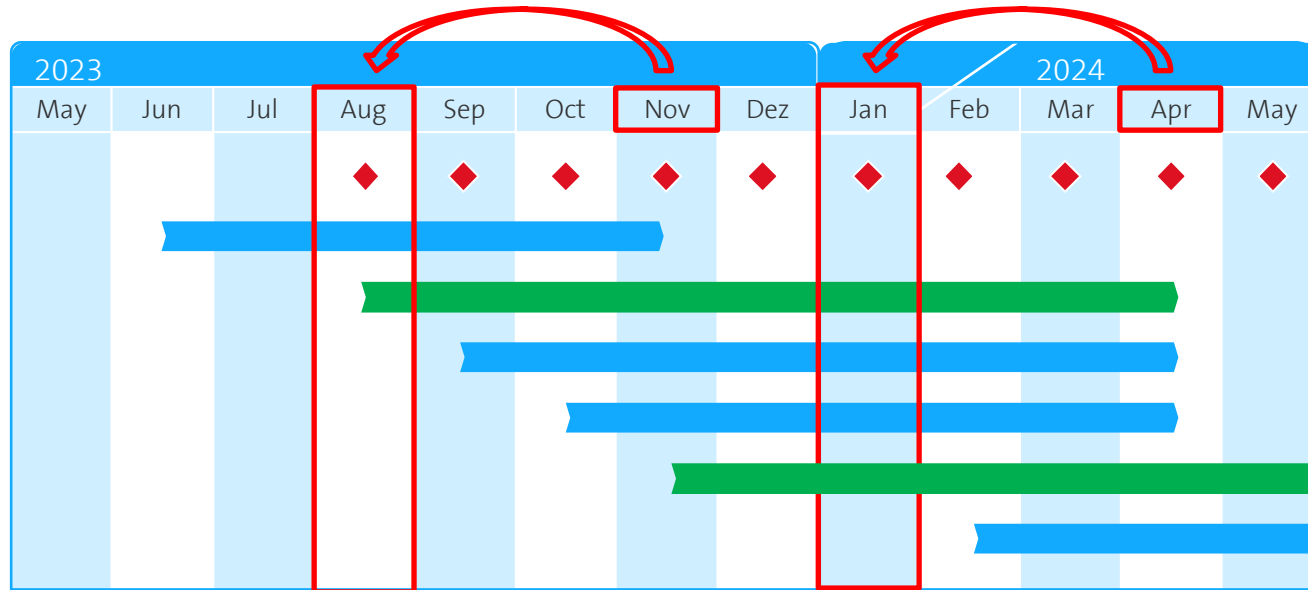
contents



WSG

Reminder Validity of the WSG XML Schema Versions

The WSG XML scheme version must be updated in November and April to a version published in the last three months before.






WSG

Harmonisation of the date format

The download files (reports) in the following screens have been harmonised (uniform date format, translation of LOV values):

- BBCS-Access > Maintain-Order
- BBCS Trouble Ticket > Access TT > Maintain > Read Access Trouble Tickets
- Services > WSG Information Services > Clarification Ticket > Maintain





WSG

Pre-Information Change of Interface

As part of the modernisation of WSG B2B, we are changing the B2B protocol from SOAP to a modern B2B REST architecture in the medium term.

In preparation for this step, we will start to publish the existing B2B REST documentation in the coming releases.

We will communicate about the definitive replacement at an early stage.

Documents

ISP

B2B_General_Functions_V28.pdf

Download

Internal

B2B_General_Functions_V28.pdf

B2B_General_Functions_V30.pdf

B2B_xDSL-Info_Function_V21.pdf

ISP_BBCS_Assurance_User_Manual_V68.pdf

ISP_BBCS_Assurance_User_Manual_V69.pdf

WSG_LOV_V56.pdf

WSG_LOV_V57.pdf

WSG_Messages_V127.pdf


WSG_Messages_V128.pdf

ngwsg-asr-b2b-v1.zip

wsgTt_v46.0.5.zip

wsgTt_v46.0.6.zip

Download





OTO@BEP

Additional information on OTO@BEP

OTO@BEP:

Primarily in single-family homes with an OTO socket, the OTO socket may be installed directly at the BEP during construction (e.g. in the basement). An extension of the BEP is then pulled into the desired room (OTO extension).


Both boxes are labelled with the same ID or OTO extension.

If the end customer is now to use a different plug, he will most likely try this on the extension. However, there is only 1 fibre from the OTO in the basement. The change must be made in the basement, where there are effectively 2 fibres between the BEP and the primary OTO.

This additional information greatly simplifies processing.

The feature OTO@BEP does not necessarily mean that an extension is also available, but it should be taken into account in the interaction with the end customer.

In principle, the area downstream of the primary OTO socket is the responsibility of the homeowner, but we nevertheless include this attribute in the order systems (e.g. fibre info, SAQ...) in the interests of customer satisfaction.





Service Fulfillment

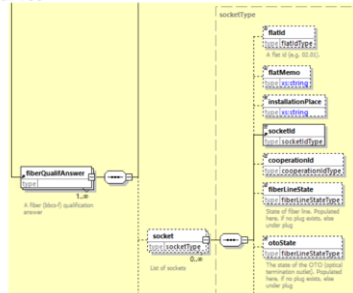
Enhancement of qualification information OTO@BEP

Extension BBCS-F Quali (BX and XGS-PON):

The "Installation Place" contained in the LIS (searchLineIdentification) response is now displayed/returned in the BBCS-F Quali (GUI + B2B).

B2B:

- Schema: `wsgBbOutbound.wsd`, `wsgLqsSaq.wsd` V56
- Operation: Fiber Quali (Response)
- Type: `socketType`
- Anpassung: Element `installationPlace` zugefügt



Hewlett Packard

Socket Id	Plug Id	Flat Id	Fiber Line	OTO State	Usage Type
A.010.015.005	1	8.08	AVAILABLE	CONNECTED	Special Usage
A.010.015.005	2	8.08	AVAILABLE	CONNECTED	Special Usage
A.010.015.005	3	8.08	AVAILABLE	CONNECTED	Special Usage
A.010.015.005	4	8.08	AVAILABLE	CONNECTED	Special Usage





WSG Service Assurance

Fibre Info extension with OTO@BEP

Fiber Info

The "Installation Place" and "Flat Memo" contained in the LIS (searchLineIdentification) response are displayed/returned in the "WSG Trouble Ticket" GUI under "Fibre Info" in the "Access Information" Card and via B2B (ngwsg-asr-b2b-v1) under "inHouseInstallation"

B2B:

- Schema: ngwsg-asr-b2b-v1.json V1 (REST)
- Object: InHouseInstallation
- Anpassungen: Neue Properties **flatMemo** und **installationPlace** zugefügt

```
InHouseInstallation {  
  oToGaiaId      string  
  flatId         string  
  flatMemo       string  
  installationPlace string  
}
```

The screenshot shows the WSG Trouble Ticket interface. The left sidebar contains navigation options like 'Access TT', 'xDSL Info', 'Fiber Info', 'Rogue Alarm', etc. The main content area is titled 'Fiber Info' and is divided into several sections:

- General Information:** A table with fields like ISP Id (777710), OTO Id (A.123.123.123.0), OTO Plug Number (1), Nsn (0101234567), Access Id (AC3.123.456.789), Session Type (DHCP), Access Technology Type (XGS-PON), Base Contract Element (BBCS_F (Fiber)), Access Speed Profile (100000 up / 100000 down), Service Contract Element (Best Effort on Fiber), and Service Speed Profile (10000 up / 10000 down).
- Access Information:** A section with a 'General' sub-section containing fields like Gaia Id OTO (102440073), Flat Id (0101), Flat Memo (S. DG), and 'Installation Place' (BEP). Below this is an 'Access Network' section with fields like Central Office (79UNE) and Device Location (UNE). At the bottom is a 'FAN' section with fields like Domain (01), Name (123), Port (port 0/1/2/3), Rack (01), and Slot Id (5).
- Mass Outage:** A section with a green status indicator and a table showing 'Affected' as 'No'.
- Rogue Alarm:** A section with a green status indicator and a table showing 'Affected' as 'No'.
- OLT (Virtual Fan Port):** A section with a green status indicator and a table showing Port Status (UP), TX Laser Bias (14.1 uA), TX Voltage (3.21 uV), TX Temp (53.2 C), and Last Downtime (10. Jan. 2021 13:02:04).
- ONT (Router):** A section with a table showing ONT Serial Number (S45958458CABC57E), RX Power (-5 dBm), TX Power (-2.3 dBm), MAC Address (06A1B2C3.0000), IP Address (10.123.123.123), and Last Lease Time (10. Feb. 2021 12:10:05).






Upcoming WSG Releases

WSG release- and test system-upgrade dates

Release		Deployment	WSG XML Schema Version Upgrade	Upgrade Testsystem
mr2311	Tuesday to Wednesday	14.-15.11.2023	Mandatory	01.11.2023
mr2401	Tuesday to Wednesday	23.-24.01.2024	Optional	10.01.2024
mr2402	Tuesday to Wednesday	20.-21.02.2024	Optional	07.02.2024
mr2403	Tuesday to Wednesday	19.-20.03.2023	Optional	06.03.2024
mr2404	Tuesday to Wednesday	23.-24.04.2024	Mandatory	10.04.2024
mr2405	Tuesday to Wednesday	28.-29.05.2024	Optional	15.05.2024
mr2406	Tuesday to Wednesday	25.-26.06.2024	Optional	12.06.2024
mr2407	Tuesday to Wednesday	23.-24.07.2024	Optional	10.07.2024
mr2408	Tuesday to Wednesday	20.-21.08.2024	Optional	07.08.2024



Contact information



Swisscom AG (Schweiz)

Wholesale

Alte Tiefenaustrasse 6

CH-3050 Bern

bbcs.service@swisscom.com

www.swisscom.ch/wholesale

